



AIMS NO. CW47001
ID (mm) 1530
OD (mm) 1660
THK (mm)
RMK 1 TYT
RMK 2



AIMS NO. CW47009
ID (mm) 1040
OD (mm) 1370
THK (mm)
RMK 1 TYT
RMK 2



AIMS NO. CW47002
ID (mm) 930
OD (mm) 1060
THK (mm)
RMK 1 TYT
RMK 2



AIMS NO. CW47010
ID (mm) 750
OD (mm) 990
THK (mm)
RMK 1 TYT
RMK 2



AIMS NO. CW47003
ID (mm) 930
OD (mm) 1220
THK (mm)
RMK 1 TYT
RMK 2



AIMS NO. CW47011
ID (mm) 875
OD (mm) 1100
THK (mm)
RMK 1 TYT
RMK 2



AIMS NO. CW47005
ID (mm) 2170
OD (mm) 2270
THK (mm)
RMK 1 TYT
RMK 2



AIMS NO. CW47012
ID (mm) 1015
OD (mm) 1390
THK (mm)
RMK 1 TYT
RMK 2



AIMS NO. CW47006
ID (mm) 1000
OD (mm) 1335
THK (mm)
RMK 1 TYT
RMK 2



AIMS NO. CW47013
ID (mm) 510
OD (mm) 570
THK (mm)
RMK 1 TYT
RMK 2



AIMS NO. CW47007
ID (mm) 980
OD (mm) 1300
THK (mm)
RMK 1 TYT
RMK 2



AIMS NO. CW47014
ID (mm) 540
OD (mm) 610
THK (mm)
RMK 1 TYT
RMK 2



AIMS NO. CW47008
ID (mm) 1290
OD (mm) 1640
THK (mm)
RMK 1 TYT
RMK 2



AIMS NO. CW47015
ID (mm) 450
OD (mm) 520
THK (mm)
RMK 1 TYT
RMK 2

TYT=TOYOTA, KOM=KOMATSU, NIS=NISSAN, MIT=MITSUBISHI, SYL=SUMITOMO YALE, HY=HYSTER
 OEM=ORIGINAL PART MANUF, GEN=GENUINE, AIMS=AIMS QUALITY



AIMS NO. CW47016
ID (mm) 1930
OD (mm) 2410
THK (mm)
RMK 1 TYT
RMK 2



AIMS NO. CW47023
ID (mm) 1025
OD (mm) 1380
THK (mm)
RMK 1 TYT
RMK 2



AIMS NO. CW47017
ID (mm) 1440
OD (mm) 1660
THK (mm)
RMK 1 TYT
RMK 2



AIMS NO. CW47024
ID (mm) 1025
OD (mm) 1330
THK (mm)
RMK 1 TYT
RMK 2



AIMS NO. CW47018
ID (mm) 955
OD (mm) 1170
THK (mm)
RMK 1 TYT
RMK 2



AIMS NO. CW47025
ID (mm) 900
OD (mm) 1035
THK (mm)
RMK 1 TYT
RMK 2



AIMS NO. CW47019
ID (mm) 900
OD (mm) 1005
THK (mm)
RMK 1 TYT
RMK 2



AIMS NO. CW47026
ID (mm) 1385
OD (mm) 1500
THK (mm)
RMK 1 TYT
RMK 2



AIMS NO. CW47020
ID (mm) 930
OD (mm) 1010
THK (mm)
RMK 1 TYT
RMK 2



AIMS NO. CW47027
ID (mm) 785
OD (mm) 905
THK (mm)
RMK 1 TYT
RMK 2



AIMS NO. CW47021
ID (mm) 980
OD (mm) 1105
THK (mm)
RMK 1 TYT
RMK 2



AIMS NO. CW47028
ID (mm) 1335
OD (mm) 1450
THK (mm)
RMK 1 TYT
RMK 2



AIMS NO. CW47022
ID (mm) 1850
OD (mm) 2200
THK (mm)
RMK 1 TYT
RMK 2



AIMS NO. CW47029
ID (mm) 730
OD (mm) 855
THK (mm)
RMK 1 TYT
RMK 2

TYT=TOYOTA, KOM=KOMATSU, NIS=NISSAN, MIT=MITSUBISHI, SYL=SUMITOMO YALE, HY=HYSTER
 OEM=ORIGINAL PART MANUF, GEN=GENUINE, AIMS=AIMS QUALITY



AIMS NO. CW47030
ID (mm) 1000
OD (mm) 1220
THK (mm)
RMK 1 TYT
RMK 2



AIMS NO. CW47037
ID (mm) 530
OD (mm) 920
THK (mm)
RMK 1 TYT
RMK 2



AIMS NO. CW47031
ID (mm) 1725
OD (mm) 1935
THK (mm)
RMK 1 TYT
RMK 2



AIMS NO. CW47038
ID (mm) 1010
OD (mm) 1170
THK (mm)
RMK 1 TYT
RMK 2



AIMS NO. CW47032
ID (mm) 950
OD (mm) 1160
THK (mm)
RMK 1 TYT
RMK 2



AIMS NO. CW47039
ID (mm) 1570
OD (mm) 1770
THK (mm)
RMK 1 TYT
RMK 2



AIMS NO. CW47033
ID (mm) 1720
OD (mm) 1940
THK (mm)
RMK 1 TYT
RMK 2



AIMS NO. CW47040
ID (mm) 1025
OD (mm) 1230
THK (mm)
RMK 1 TYT
RMK 2



AIMS NO. CW47034
ID (mm) 950
OD (mm) 1165
THK (mm)
RMK 1 TYT
RMK 2



AIMS NO. CW47041
ID (mm) 2050
OD (mm) 2250
THK (mm)
RMK 1 TYT
RMK 2



AIMS NO. CW47035
ID (mm) 965
OD (mm) 1175
THK (mm)
RMK 1 TYT
RMK 2



AIMS NO. CW47042
ID (mm) 1155
OD (mm) 1435
THK (mm)
RMK 1 TYT
RMK 2



AIMS NO. CW47036
ID (mm) 490
OD (mm) 900
THK (mm)
RMK 1 TYT
RMK 2



AIMS NO. CW47043
ID (mm) 360
OD (mm) 620
THK (mm)
RMK 1 TYT
RMK 2

TYT=TOYOTA, KOM=KOMATSU, NIS=NISSAN, MIT=MITSUBISHI, SYL=SUMITOMO YALE, HY=HYSTER
 OEM=ORIGINAL PART MANUF, GEN=GENUINE, AIMS=AIMS QUALITY



AIMS NO. CW47044
ID (mm) 340
OD (mm) 560
THK (mm)
RMK 1 TYT
RMK 2



AIMS NO. CW47051
ID (mm) 610
OD (mm) 830
THK (mm)
RMK 1 KOM
RMK 2




AIMS NO. CW47045
ID (mm) 385
OD (mm) 645
THK (mm)
RMK 1 TYT
RMK 2



AIMS NO. CW47052
ID (mm) 1000
OD (mm) 1190
THK (mm)
RMK 1 KOM
RMK 2



AIMS NO. CW47046
ID (mm) 970
OD (mm) 1180
THK (mm)
RMK 1 TYT
RMK 2



AIMS NO. CW47053
ID (mm) 1015
OD (mm) 1270
THK (mm)
RMK 1 KOM
RMK 2



AIMS NO. CW47047
ID (mm) 1115
OD (mm) 1290
THK (mm)
RMK 1 TYT
RMK 2



AIMS NO. CW47054
ID (mm) 1820
OD (mm) 2020
THK (mm)
RMK 1 KOM
RMK 2




AIMS NO. CW47048
ID (mm) 1010
OD (mm) 1200
THK (mm)
RMK 1 MIT
RMK 2



AIMS NO. CW47055
ID (mm) 2360
OD (mm) 2595
THK (mm)
RMK 1 KOM
RMK 2




AIMS NO. CW47049
ID (mm) 1010
OD (mm) 1220
THK (mm)
RMK 1 MIT
RMK 2



AIMS NO. CW47056
ID (mm) 1270
OD (mm) 1500
THK (mm)
RMK 1 KOM
RMK 2



AIMS NO. CW47050
ID (mm) 935
OD (mm) 1110
THK (mm)
RMK 1 KOM
RMK 2



AIMS NO. CW47057
ID (mm) 1100
OD (mm) 1375
THK (mm)
RMK 1 KOM
RMK 2

TYT=TOYOTA, KOM=KOMATSU, NIS=NISSAN, MIT=MITSUBISHI, SYL=SUMITOMO YALE, HY=HYSTER
 OEM=ORIGINAL PART MANUF, GEN=GENUINE, AIMS=AIMS QUALITY



AIMS NO. CW47058
ID (mm) 1075
OD (mm) 1375
THK (mm)
RMK 1 KOM
RMK 2



AIMS NO. CW47065
ID (mm) 1365
OD (mm) 1575
THK (mm)
RMK 1 TCM
RMK 2



AIMS NO. CW47059
ID (mm) 880
OD (mm) 1095
THK (mm)
RMK 1 KOM
RMK 2



AIMS NO. CW47068
ID (mm) 595
OD (mm) 720
THK (mm)
RMK 1 MIT
RMK 2



AIMS NO. CW47060
ID (mm) 490
OD (mm) 710
THK (mm)
RMK 1 KOM
RMK 2



AIMS NO. CW47069
ID (mm) 935
OD (mm) 1000
THK (mm)
RMK 1 MIT
RMK 2



AIMS NO. CW47061
ID (mm) 1135
OD (mm) 1410
THK (mm)
RMK 1 KOM
RMK 2



AIMS NO. CW47070
ID (mm) 865
OD (mm) 930
THK (mm)
RMK 1 MIT
RMK 2



AIMS NO. CW47062
ID (mm) 355
OD (mm) 625
THK (mm)
RMK 1 KOM
RMK 2



AIMS NO. CW47071
ID (mm) 2060
OD (mm) 2290
THK (mm)
RMK 1 NIS
RMK 2



AIMS NO. CW47063
ID (mm) 1280
OD (mm) 1500
THK (mm)
RMK 1 TCM
RMK 2



AIMS NO. CW47072
ID (mm) 900
OD (mm) 1130
THK (mm)
RMK 1 NIS
RMK 2



AIMS NO. CW47064
ID (mm) 1900
OD (mm) 2120
THK (mm)
RMK 1 TCM
RMK 2



AIMS NO. CW47073
ID (mm) 1910
OD (mm) 2090
THK (mm)
RMK 1 NIS
RMK 2

TYT=TOYOTA, KOM=KOMATSU, NIS=NISSAN, MIT=MITSUBISHI, SYL=SUMITOMO YALE, HY=HYSTER
 OEM=ORIGINAL PART MANUF, GEN=GENUINE, AIMS=AIMS QUALITY



AIMS NO. CW47074
ID (mm)
OD (mm)
THK (mm)
RMK 1 NIS
RMK 2



AIMS NO. CW47081
ID (mm) 730
OD (mm) 830
THK (mm)
RMK 1 TCM
RMK 2



AIMS NO. CW47075
ID (mm) 1825
OD (mm) 2035
THK (mm)
RMK 1 NIS
RMK 2



AIMS NO. CW47082
ID (mm) 1000
OD (mm) 1230
THK (mm)
RMK 1 TCM
RMK 2



AIMS NO. CW47076
ID (mm) 950
OD (mm) 1150
THK (mm)
RMK 1 NIS
RMK 2



AIMS NO. CW47083
ID (mm) 775
OD (mm) 1000
THK (mm)
RMK 1 TCM
RMK 2



AIMS NO. CW47077
ID (mm) 390
OD (mm) 645
THK (mm)
RMK 1 NIS
RMK 2



AIMS NO. CW47084
ID (mm) 1125
OD (mm) 1400
THK (mm)
RMK 1 TCM
RMK 2



AIMS NO. CW47078
ID (mm) 400
OD (mm) 720
THK (mm)
RMK 1 NIS
RMK 2



AIMS NO. CW47085
ID (mm) 1370
OD (mm) 1610
THK (mm)
RMK 1 TCM
RMK 2

AIMS NO. CW47079
ID (mm)
OD (mm)
THK (mm)
RMK 1 NIS
RMK 2



AIMS NO. CW47086
ID (mm) 980
OD (mm) 1190
THK (mm)
RMK 1 TCM
RMK 2



AIMS NO. CW47080
ID (mm) 1900
OD (mm) 2100
THK (mm)
RMK 1 MIT
RMK 2



AIMS NO. CW47087
ID (mm) 1000
OD (mm) 1250
THK (mm)
RMK 1 TCM
RMK 2

TYT=TOYOTA, KOM=KOMATSU, NIS=NISSAN, MIT=MITSUBISHI, SYL=SUMITOMO YALE, HY=HYSTER
 OEM=ORIGINAL PART MANUF, GEN=GENUINE, AIMS=AIMS QUALITY



AIMS NO. CW47088
ID (mm) 1700
OD (mm) 1900
THK (mm)
RMK 1 TYT
RMK 2



AIMS NO. CW47095
ID (mm) 1325
OD (mm) 1475
THK (mm)
RMK 1 TYT
RMK 2



AIMS NO. CW47089
ID (mm) 745
OD (mm) 830
THK (mm)
RMK 1 TCM
RMK 2



AIMS NO. CW47096
ID (mm) 1545
OD (mm) 1770
THK (mm)
RMK 1 TYT
RMK 2



AIMS NO. CW47090
ID (mm)
OD (mm) 590
THK (mm)
RMK 1 TCM
RMK 2



AIMS NO. CW47097
ID (mm) 1165
OD (mm) 1370
THK (mm)
RMK 1 KOM
RMK 2



AIMS NO. CW47091
ID (mm) 935
OD (mm) 1105
THK (mm)
RMK 1 TCM
RMK 2



AIMS NO. CW47098
ID (mm) 1800
OD (mm) 2000
THK (mm)
RMK 1 KOM
RMK 2



AIMS NO. CW47092
ID (mm) 960
OD (mm) 1070
THK (mm)
RMK 1 TCM
RMK 2



AIMS NO. CW47099
ID (mm) 1000
OD (mm) 1165
THK (mm)
RMK 1 KOM
RMK 2



AIMS NO. CW47093
ID (mm) 935
OD (mm) 1060
THK (mm)
RMK 1 TYT
RMK 2



AIMS NO. CW47100
ID (mm) 1275
OD (mm) 1500
THK (mm)
RMK 1 KOM
RMK 2




AIMS NO. CW47094
ID (mm) 1345
OD (mm) 1500
THK (mm)
RMK 1 TYT
RMK 2



AIMS NO. CW47101
ID (mm) 2065
OD (mm) 2180
THK (mm)
RMK 1 KOM
RMK 2

TYT=TOYOTA, KOM=KOMATSU, NIS=NISSAN, MIT=MITSUBISHI, SYL=SUMITOMO YALE, HY=HYSTER
 OEM=ORIGINAL PART MANUF, GEN=GENUINE, AIMS=AIMS QUALITY



AIMS NO. CW47102
ID (mm) 1470
OD (mm) 1675
THK (mm)
RMK 1 MIT
RMK 2



AIMS NO. CW47109
ID (mm) 950
OD (mm) 1170
THK (mm)
RMK 1 TYT
RMK 2



AIMS NO. CW47103
ID (mm) 1550
OD (mm) 1750
THK (mm)
RMK 1 TCM
RMK 2



AIMS NO. CW47110
ID (mm) 570
OD (mm) 650
THK (mm)
RMK 1 TYT
RMK 2



AIMS NO. CW47104
ID (mm) 1860
OD (mm) 1980
THK (mm)
RMK 1 TCM
RMK 2

AIMS NO. CW47111
ID (mm)
OD (mm)
THK (mm)
RMK 1 TYT
RMK 2




AIMS NO. CW47105
ID (mm) 1365
OD (mm) 1580
THK (mm)
RMK 1 TYT
RMK 2



AIMS NO. CW47112
ID (mm) 780
OD (mm) 1090
THK (mm)
RMK 1 TYT
RMK 2




AIMS NO. CW47106
ID (mm) 945
OD (mm) 1155
THK (mm)
RMK 1 TYT
RMK 2



AIMS NO. CW47113
ID (mm) 1360
OD (mm) 1580
THK (mm)
RMK 1 KOM
RMK 2



AIMS NO. CW47107
ID (mm) 915
OD (mm) 1145
THK (mm)
RMK 1 TYT
RMK 2



AIMS NO. CW47114
ID (mm) 1290
OD (mm) 1510
THK (mm)
RMK 1 TCM
RMK 2




AIMS NO. CW47108
ID (mm) 1425
OD (mm) 1655
THK (mm)
RMK 1 TYT
RMK 2




AIMS NO. CW47115
ID (mm) 1900
OD (mm) 2130
THK (mm)
RMK 1 TCM
RMK 2

TYT=TOYOTA, KOM=KOMATSU, NIS=NISSAN, MIT=MITSUBISHI, SYL=SUMITOMO YALE, HY=HYSTER
 OEM=ORIGINAL PART MANUF, GEN=GENUINE, AIMS=AIMS QUALITY



AIMS NO. CW47116
ID (mm) 905
OD (mm) 1085
THK (mm)
RMK 1 TCM
RMK 2



AIMS NO. CW47123
ID (mm) 1415
OD (mm) 1530
THK (mm)
RMK 1 NIS
RMK 2



AIMS NO. CW47117
ID (mm) 790
OD (mm) 920
THK (mm)
RMK 1 TCM
RMK 2



AIMS NO. CW47124
ID (mm) 580
OD (mm) 730
THK (mm)
RMK 1 MIT
RMK 2



AIMS NO. CW47118
ID (mm) 1450
OD (mm) 1665
THK (mm)
RMK 1 TCM
RMK 2



AIMS NO. CW47125
ID (mm) 550
OD (mm) 680
THK (mm)
RMK 1 KOM
RMK 2



AIMS NO. CW47119
ID (mm) 1460
OD (mm) 1670
THK (mm)
RMK 1 TCM
RMK 2



AIMS NO. CW47126
ID (mm) 680
OD (mm) 810
THK (mm)
RMK 1 KOM
RMK 2



AIMS NO. CW47120
ID (mm) 1980
OD (mm) 2200
THK (mm)
RMK 1 TCM
RMK 2



AIMS NO. CW47127
ID (mm) 820
OD (mm) 970
THK (mm)
RMK 1 KOM
RMK 2



AIMS NO. CW47121
ID (mm) 690
OD (mm) 765
THK (mm)
RMK 1 TYT
RMK 2



AIMS NO. CW47128
ID (mm) 1965
OD (mm) 2185
THK (mm)
RMK 1 AKE
RMK 2



AIMS NO. CW47122
ID (mm) 1850
OD (mm) 1940
THK (mm)
RMK 1 KOM
RMK 2



AIMS NO. CW47129
ID (mm) 1130
OD (mm) 1240
THK (mm)
RMK 1 TYT
RMK 2


TYT=TOYOTA, KOM=KOMATSU, NIS=NISSAN, MIT=MITSUBISHI, SYL=SUMITOMO YALE, HY=HYSTER
 OEM=ORIGINAL PART MANUF, GEN=GENUINE, AIMS=AIMS QUALITY




AIMS NO. CW47130
ID (mm) 1560
OD (mm) 1700
THK (mm)
RMK 1 TYT
RMK 2




AIMS NO. CW47137
ID (mm) 1060
OD (mm) 1320
THK (mm)
RMK 1 KOM
RMK 2



AIMS NO. CW47131
ID (mm) 1370
OD (mm) 1600
THK (mm)
RMK 1 TCM
RMK 2



AIMS NO. CW47138
ID (mm) 570
OD (mm) 870
THK (mm)
RMK 1 TYT
RMK 2



AIMS NO. CW47132
ID (mm) 1470
OD (mm) 1670
THK (mm)
RMK 1 MIT
RMK 2



AIMS NO. CW47139
ID (mm) 480
OD (mm) 625
THK (mm)
RMK 1 TYT
RMK 2



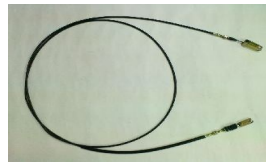
AIMS NO. CW47133
ID (mm) 1720
OD (mm) 2020
THK (mm)
RMK 1 TYT
RMK 2



AIMS NO. CW47140
ID (mm) 1270
OD (mm) 1530
THK (mm)
RMK 1 KOM
RMK 2



AIMS NO. CW47134
ID (mm) 2115
OD (mm) 2315
THK (mm)
RMK 1 MIT
RMK 2



AIMS NO. CW47141
ID (mm) 2450
OD (mm) 2540
THK (mm)
RMK 1 KOM
RMK 2



AIMS NO. CW47135
ID (mm) 1430
OD (mm) 1660
THK (mm)
RMK 1 MIT
RMK 2



AIMS NO. CW47142
ID (mm) 1120
OD (mm) 1375
THK (mm)
RMK 1 NIS
RMK 2



AIMS NO. CW47136
ID (mm) 2460
OD (mm) 2690
THK (mm)
RMK 1 MIT
RMK 2




AIMS NO. CW47143
ID (mm) 1000
OD (mm) 1310
THK (mm)
RMK 1 KOM
RMK 2


TYT=TOYOTA, KOM=KOMATSU, NIS=NISSAN, MIT=MITSUBISHI, SYL=SUMITOMO YALE, HY=HYSTER
 OEM=ORIGINAL PART MANUF, GEN=GENUINE, AIMS=AIMS QUALITY



AIMS NO. CW47144
ID (mm) 1140
OD (mm) 1380
THK (mm)
RMK 1 KOM
RMK 2



AIMS NO. CW47151
ID (mm) 1425
OD (mm) 1615
THK (mm)
RMK 1 TYT
RMK 2



AIMS NO. CW47145
ID (mm) 1485
OD (mm) 1700
THK (mm)
RMK 1 TYT
RMK 2



AIMS NO. CW47152
ID (mm) 655
OD (mm) 950
THK (mm)
RMK 1 TYT
RMK 2




AIMS NO. CW47146
ID (mm) 920
OD (mm) 1130
THK (mm)
RMK 1 TYT
RMK 2




AIMS NO. CW47153
ID (mm) 950
OD (mm) 1150
THK (mm)
RMK 1 KOM
RMK 2



AIMS NO. CW47147
ID (mm) 940
OD (mm) 1280
THK (mm)
RMK 1 TYT
RMK 2



AIMS NO. CW47154
ID (mm) 1400
OD (mm) 1610
THK (mm)
RMK 1 KOM
RMK 2



AIMS NO. CW47148
ID (mm) 1270
OD (mm) 1600
THK (mm) TYT
RMK 1
RMK 2



AIMS NO. CW47155
ID (mm) 2370
OD (mm) 2590
THK (mm)
RMK 1 KOM
RMK 2



AIMS NO. CW47149
ID (mm) 450
OD (mm) 590
THK (mm)
RMK 1 TYT
RMK 2



AIMS NO. CW47156
ID (mm) 525
OD (mm) 860
THK (mm)
RMK 1 TYT
RMK 2



AIMS NO. CW47150
ID (mm) 965
OD (mm) 1170
THK (mm)
RMK 1 TYT
RMK 2



AIMS NO. CW47157
ID (mm) 950
OD (mm) 1320
THK (mm)
RMK 1 TYT
RMK 2

TYT=TOYOTA, KOM=KOMATSU, NIS=NISSAN, MIT=MITSUBISHI, SYL=SUMITOMO YALE, HY=HYSTER
 OEM=ORIGINAL PART MANUF, GEN=GENUINE, AIMS=AIMS QUALITY



AIMS NO. CW47158
ID (mm)
OD (mm)
THK (mm)
RMK 1 TYT
RMK 2

AIMS NO. CW47165
ID (mm) 880
OD (mm) 1000
THK (mm)
RMK 1 TYT
RMK 2



AIMS NO. CW47159
ID (mm) 1280
OD (mm) 1480
THK (mm)
RMK 1 NIS
RMK 2

AIMS NO. CW47166
ID (mm)
OD (mm)
THK (mm)
RMK 1 KOM
RMK 2



AIMS NO. CW47160
ID (mm) 1280
OD (mm) 1480
THK (mm)
RMK 1 NIS
RMK 2

AIMS NO. CW47167F
ID (mm)
OD (mm)
THK (mm)
RMK 1 TYT
RMK 2

AIMS NO. CW47161
ID (mm) 1280
OD (mm) 1540
THK (mm)
RMK 1 NIS
RMK 2

AIMS NO. CW47168F
ID (mm)
OD (mm)
THK (mm)
RMK 1 TYT
RMK 2

AIMS NO. CW47162
ID (mm) 1275
OD (mm) 1480
THK (mm)
RMK 1 TCM
RMK 2

AIMS NO. CW47169F
ID (mm)
OD (mm)
THK (mm)
RMK 1 TYT
RMK 2

AIMS NO. CW47163
ID (mm) 1840
OD (mm) 1950
THK (mm)
RMK 1 KOM
RMK 2

AIMS NO. CW47170F
ID (mm)
OD (mm)
THK (mm)
RMK 1 TYT
RMK 2

AIMS NO. CW47164
ID (mm) 1690
OD (mm) 1790
THK (mm)
RMK 1 MIT
RMK 2

AIMS NO. CW47171F
ID (mm)
OD (mm)
THK (mm)
RMK 1 TYT
RMK 2

TYT=TOYOTA, KOM=KOMATSU, NIS=NISSAN, MIT=MITSUBISHI, SYL=SUMITOMO YALE, HY=HYSTER
 OEM=ORIGINAL PART MANUF, GEN=GENUINE, AIMS=AIMS QUALITY

AIMS NO. CW47172F
 ID (mm)
 OD (mm)
 THK (mm)
 RMK 1 AKE
 RMK 2

AIMS NO. CW47179
 ID (mm)
 OD (mm)
 THK (mm)
 RMK 1 NIS
 RMK 2

AIMS NO. CW47173F
 ID (mm)
 OD (mm)
 THK (mm)
 RMK 1 AKE
 RMK 2

AIMS NO. CW47180
 ID (mm)
 OD (mm)
 THK (mm)
 RMK 1 NIS
 RMK 2

AIMS NO. CW47174F
 ID (mm)
 OD (mm)
 THK (mm)
 RMK 1 KOM
 RMK 2

AIMS NO.
 ID (mm)
 OD (mm)
 THK (mm)
 RMK 1
 RMK 2

AIMS NO. CW47175F
 ID (mm)
 OD (mm)
 THK (mm)
 RMK 1 KOM
 RMK 2

AIMS NO.
 ID (mm)
 OD (mm)
 THK (mm)
 RMK 1
 RMK 2

AIMS NO. CW47176F
 ID (mm)
 OD (mm)
 THK (mm)
 RMK 1 KOM
 RMK 2

AIMS NO.
 ID (mm)
 OD (mm)
 THK (mm)
 RMK 1
 RMK 2

AIMS NO. CW47177F
 ID (mm)
 OD (mm)
 THK (mm)
 RMK 1 NIS
 RMK 2

AIMS NO.
 ID (mm)
 OD (mm)
 THK (mm)
 RMK 1
 RMK 2

AIMS NO. CW47178F
 ID (mm)
 OD (mm)
 THK (mm)
 RMK 1 KOM
 RMK 2

AIMS NO.
 ID (mm)
 OD (mm)
 THK (mm)
 RMK 1
 RMK 2

TYT=TOYOTA, KOM=KOMATSU, NIS=NISSAN, MIT=MITSUBISHI, SYL=SUMITOMO YALE, HY=HYSTER
 OEM=ORIGINAL PART MANUF, GEN=GENUINE, AIMS=AIMS QUALITY